


Students are given ONE COPY of this book during their first year and expected to keep the same book their entire four years. Replacement copies of this book are \$6.00 each.




# Rhythm Drills

Greg Ninedorf


1




2




3



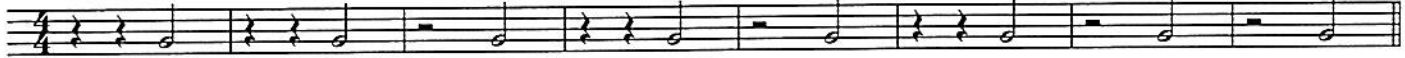
4




5




6




7




8



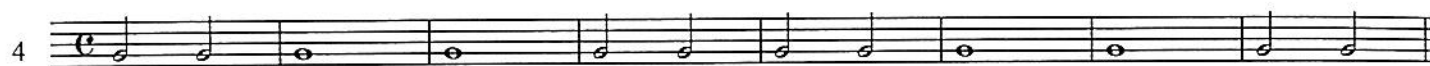






9

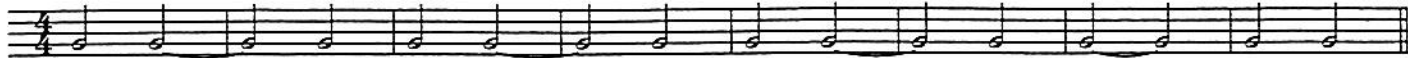



10








1 


2 


3 


4 


5 

6 

7 

8 

9 

10 







# Rhythm Drills

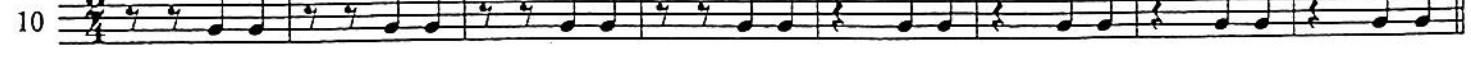


5


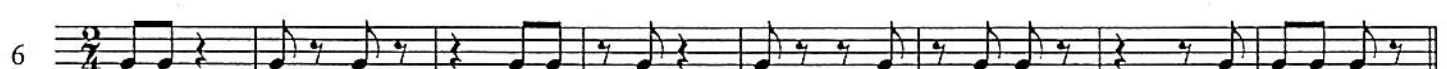

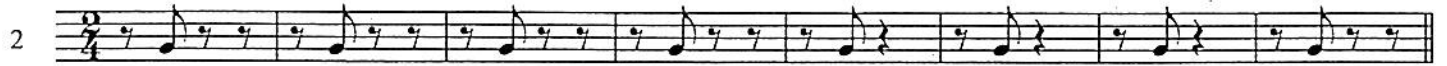
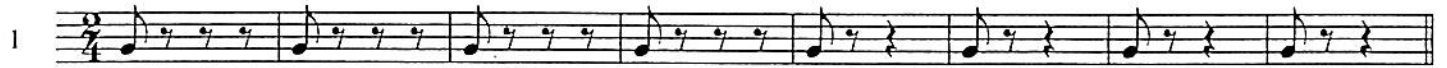



# Rhythm Drills




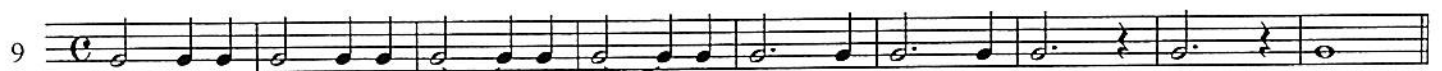
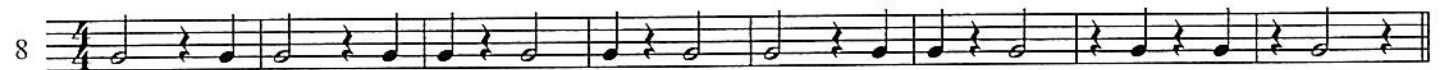
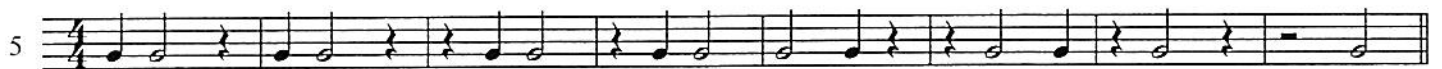
# Rhythm Drills







The image displays ten staves of musical notation, numbered 1 through 10, representing a guitar exercise. Staves 1 through 3 are in 2/4 time and feature eighth-note patterns with ties. Staves 4 through 10 are in 4/4 time and feature quarter-note patterns with ties. The notation is written on a single-line staff, typical for guitar tablature.





The image displays ten staves of musical notation, numbered 1 through 10, representing a 10-part setting of the hymn 'The Rose Tree'. The notation is arranged vertically. Staves 1 and 2 are in common time (C). Staves 3 through 5 are in 3/4 time. Staves 6 through 10 are in 2/4 time. The music is written on a five-line staff for each part. The notes are primarily eighth and sixteenth notes, with some rests and longer note values in the earlier staves. The overall structure suggests a choral or instrumental setting where each part has a unique melodic line.

10 rhythm drills in 3/4 time, numbered 1 through 10. Each drill consists of a single staff of music with a key signature of one flat (Bb) and a 3/4 time signature. The drills are designed to practice various rhythmic patterns, including eighth notes, quarter notes, and rests.

Drill 1: A sequence of eighth notes, quarter notes, and eighth notes with rests, ending with a half note.

Drill 2: A sequence of eighth notes, quarter notes, and eighth notes with rests, ending with a half note.

Drill 3: A sequence of eighth notes, quarter notes, and eighth notes with rests, ending with a half note.

Drill 4: A sequence of eighth notes, quarter notes, and eighth notes with rests, ending with a half note.

Drill 5: A sequence of eighth notes, quarter notes, and eighth notes with rests, ending with a half note.

Drill 6: A sequence of eighth notes, quarter notes, and eighth notes with rests, ending with a half note.

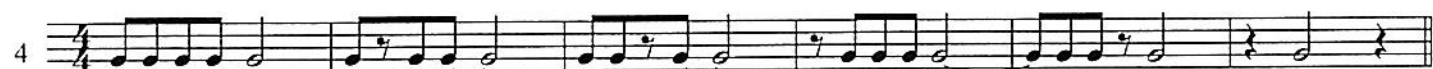
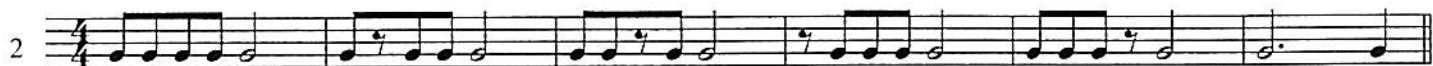
Drill 7: A sequence of eighth notes, quarter notes, and eighth notes with rests, ending with a half note.

Drill 8: A sequence of eighth notes, quarter notes, and eighth notes with rests, ending with a half note.

Drill 9: A sequence of eighth notes, quarter notes, and eighth notes with rests, ending with a half note.

Drill 10: A sequence of eighth notes, quarter notes, and eighth notes with rests, ending with a half note.

[illegible]



10 rhythm drills in 4/4 time, each consisting of 8 measures.

1. 2. 3. 4. 5. 6. 7. 8. 9. 10.


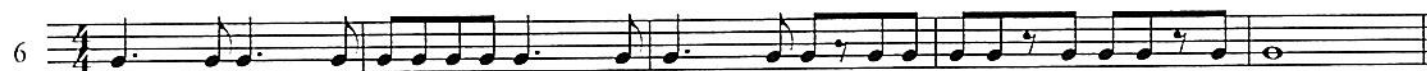

10 staves of musical notation, numbered 1 to 10. The notation is in 3/4 time. The first six staves (1-6) are in 3/4 time. The last four staves (7-10) are in 2/4 time, indicated by a key signature change at the start of staff 7. The notation includes various note values (quarter, eighth, sixteenth notes), rests, and bar lines.



The image displays ten staves of musical notation, numbered 1 through 10, representing a 10-part setting of the hymn 'The Rose Tree'. The notation is written on a five-line staff for each part. The key signature is one flat (B-flat), and the time signature is 3/4. The melody is distributed across the staves, with each staff containing a unique sequence of notes and rests. The notation includes various note values (quarter, eighth, and sixteenth notes) and rests, indicating the rhythm of the melody. The staves are arranged vertically, with the first staff at the top and the tenth staff at the bottom. The overall layout is clean and professional, suitable for a printed musical score.







The image displays ten staves of musical notation, numbered 1 through 10, representing a guitar exercise. The notation is written on a single-line staff with a key signature of one flat (B-flat) and a time signature of 4/4. The exercise consists of a sequence of notes and rests, with some measures containing multiple beamed notes. The notation includes various rhythmic values such as quarter notes, eighth notes, sixteenth notes, and rests. The exercise is divided into two main sections: the first section (staves 1-5) is marked with a 'p' (piano) dynamic, and the second section (staves 6-10) is marked with an 'f' (forte) dynamic. The notation is presented in a clear, legible format, suitable for a music book or worksheet.




10 rhythm drills in 6/8 time, each consisting of 8 measures.

1. 

2. 

3. 

4. 

5. 

6. 

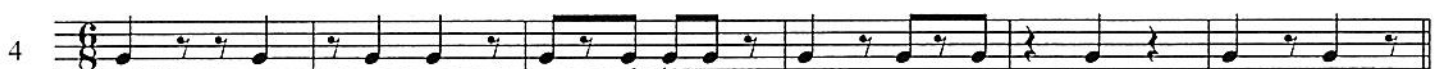
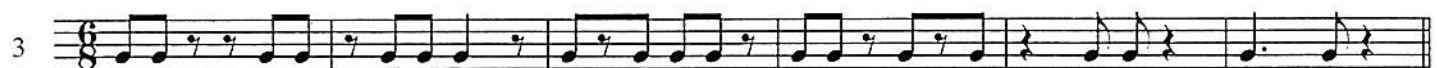
7. 

8. 

9. 

10. 

The image displays ten staves of musical notation, numbered 1 through 10, representing a 10-part setting of the hymn 'The Rose Tree'. The music is written in 6/8 time, indicated by the '6' over the '8' in the time signature at the beginning of each staff. The notation includes various musical symbols such as eighth notes, quarter notes, and rests, connected by beams and slurs to show phrasing. The staves are arranged vertically, with each staff containing a single line of music. The overall layout is clean and professional, typical of a printed musical score.



10 rhythm drills in 3/8 time, numbered 1 through 10. Each drill consists of a single staff of music.

Drill 1: A sequence of eighth and quarter notes with rests.

Drill 2: A sequence of eighth and quarter notes with rests.

Drill 3: A sequence of eighth and quarter notes with rests.

Drill 4: A sequence of eighth and quarter notes with rests.

Drill 5: A sequence of eighth and quarter notes with rests.

Drill 6: A sequence of eighth and quarter notes with rests.

Drill 7: A sequence of eighth and quarter notes with rests.

Drill 8: A sequence of eighth and quarter notes with rests.

Drill 9: A sequence of eighth and quarter notes with rests.

Drill 10: A sequence of eighth and quarter notes with rests.



[illegible]

2 

3 

4 

5 

6


7 


8

A musical staff showing measure 8. The time signature is 12/8. The key signature has one flat (B-flat). The melody consists of eighth notes: G4, A4, Bb4, C5, D5, E5, F5, G5, followed by a quarter rest, then G4, A4, Bb4, C5, D5, E5, F5, G5, followed by a quarter note G4, a half note F4, and a whole note E4.


9 


10 


1 


2 


3 

4 


5 

6 

7 

8 

9 

10 

10 rhythm drills in 2/4 time, numbered 1 through 10. Each drill consists of a single staff of music with a treble clef and a key signature of one sharp (F#). The drills are designed to practice various rhythmic patterns, including eighth notes, quarter notes, and rests.

Drill 1: A continuous eighth-note pattern across the staff, starting with a quarter rest, followed by a quarter note, and then a series of eighth notes.

Drill 2: A continuous eighth-note pattern across the staff, starting with a quarter rest, followed by a quarter note, and then a series of eighth notes.

Drill 3: A continuous eighth-note pattern across the staff, starting with a quarter rest, followed by a quarter note, and then a series of eighth notes.

Drill 4: A continuous eighth-note pattern across the staff, starting with a quarter rest, followed by a quarter note, and then a series of eighth notes.

Drill 5: A continuous eighth-note pattern across the staff, starting with a quarter rest, followed by a quarter note, and then a series of eighth notes.

Drill 6: A continuous eighth-note pattern across the staff, starting with a quarter rest, followed by a quarter note, and then a series of eighth notes.

Drill 7: A continuous eighth-note pattern across the staff, starting with a quarter rest, followed by a quarter note, and then a series of eighth notes.


Drill 8: A continuous eighth-note pattern across the staff, starting with a quarter rest, followed by a quarter note, and then a series of eighth notes.


Drill 9: A continuous eighth-note pattern across the staff, starting with a quarter rest, followed by a quarter note, and then a series of eighth notes.


Drill 10: A continuous eighth-note pattern across the staff, starting with a quarter rest, followed by a quarter note, and then a series of eighth notes.


The image displays ten staves of musical notation, numbered 1 through 10, representing a 10-part setting of the hymn 'The Rose Tree'. Each staff begins with a treble clef and a 2/4 time signature. The notation is written in a single melodic line per staff, with various rhythmic values including eighth, sixteenth, and thirty-second notes, as well as rests. The music is arranged in a linear fashion, with each staff containing a portion of the total melody. The notation is clean and professional, typical of a printed musical score.


The image displays ten staves of musical notation, numbered 1 through 10, representing a 10-part setting of 'The Lord's Prayer'. Each staff begins with a treble clef and a 2/4 time signature. The notation is written in a single melodic line on each staff. The music consists of eighth and sixteenth notes, often beamed together in groups, and includes rests. The staves are arranged vertically, with each staff starting on a new line of music. The overall structure suggests a polyphonic or homophonic setting where each part has its own melodic line.


1 


2 


3 


4 


5 


6 


7 


8 

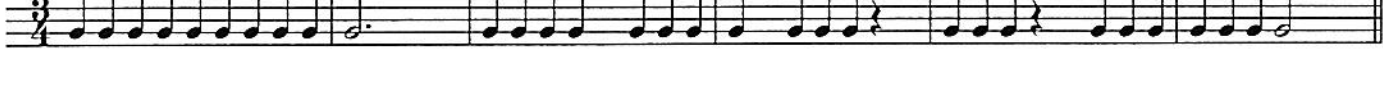
9 


10 


1 


2 


3 


4 


5 

6 

7 

8 

9 

10 

1

2

3

4

5

6

7

8

9

10



10 rhythm drills featuring triplets in various time signatures. Each drill is numbered 1 through 10 on the left.

Drill 1: 9/4 time signature. Features six measures of eighth notes with triplets. The first measure has a quarter rest followed by an eighth note triplet. The subsequent measures contain eighth note triplets and eighth notes.

Drill 2: 9/4 time signature. Features six measures of eighth notes with triplets. The first measure has a quarter rest followed by an eighth note triplet. The subsequent measures contain eighth note triplets and eighth notes.

Drill 3: 9/4 time signature. Features six measures of eighth notes with triplets. The first measure has a quarter rest followed by an eighth note triplet. The subsequent measures contain eighth note triplets and eighth notes.

Drill 4: 9/4 time signature. Features six measures of eighth notes with triplets. The first measure has a quarter rest followed by an eighth note triplet. The subsequent measures contain eighth note triplets and eighth notes.

Drill 5: 9/4 time signature. Features six measures of eighth notes with triplets. The first measure has a quarter rest followed by an eighth note triplet. The subsequent measures contain eighth note triplets and eighth notes.

Drill 6: 4/4 time signature. Features six measures of eighth notes with triplets. The first measure has a quarter rest followed by an eighth note triplet. The subsequent measures contain eighth note triplets and eighth notes.

Drill 7: 9/4 time signature. Features six measures of eighth notes with triplets. The first measure has a quarter rest followed by an eighth note triplet. The subsequent measures contain eighth note triplets and eighth notes.

Drill 8: 9/4 time signature. Features six measures of eighth notes with triplets. The first measure has a quarter rest followed by an eighth note triplet. The subsequent measures contain eighth note triplets and eighth notes.

Drill 9: 4/4 time signature. Features six measures of eighth notes with triplets. The first measure has a quarter rest followed by an eighth note triplet. The subsequent measures contain eighth note triplets and eighth notes.

Drill 10: 9/4 time signature. Features six measures of eighth notes with triplets. The first measure has a quarter rest followed by an eighth note triplet. The subsequent measures contain eighth note triplets and eighth notes.

10 rhythm drills in 3/4 time, numbered 1 through 10. Each drill consists of a single staff of music.

Drill 1: Features eighth notes and triplets. The first measure has a triplet of eighth notes. The second measure has a triplet of eighth notes. The third measure has a triplet of eighth notes. The fourth measure has a triplet of eighth notes. The fifth measure has a triplet of eighth notes. The sixth measure has a triplet of eighth notes.

Drill 2: Features eighth notes and quarter notes. The first measure has eighth notes. The second measure has eighth notes. The third measure has eighth notes. The fourth measure has eighth notes. The fifth measure has eighth notes. The sixth measure has eighth notes.

Drill 3: Features eighth notes and quarter notes. The first measure has eighth notes. The second measure has eighth notes. The third measure has eighth notes. The fourth measure has eighth notes. The fifth measure has eighth notes. The sixth measure has eighth notes.

Drill 4: Features eighth notes and quarter notes. The first measure has eighth notes. The second measure has eighth notes. The third measure has eighth notes. The fourth measure has eighth notes. The fifth measure has eighth notes. The sixth measure has eighth notes.

Drill 5: Features eighth notes and quarter notes. The first measure has eighth notes. The second measure has eighth notes. The third measure has eighth notes. The fourth measure has eighth notes. The fifth measure has eighth notes. The sixth measure has eighth notes.


Drill 6: Features eighth notes and quarter notes. The first measure has eighth notes. The second measure has eighth notes. The third measure has eighth notes. The fourth measure has eighth notes. The fifth measure has eighth notes. The sixth measure has eighth notes.


Drill 7: Features eighth notes and quarter notes. The first measure has eighth notes. The second measure has eighth notes. The third measure has eighth notes. The fourth measure has eighth notes. The fifth measure has eighth notes. The sixth measure has eighth notes.


Drill 8: Features eighth notes and quarter notes. The first measure has eighth notes. The second measure has eighth notes. The third measure has eighth notes. The fourth measure has eighth notes. The fifth measure has eighth notes. The sixth measure has eighth notes.


Drill 9: Features eighth notes and quarter notes. The first measure has eighth notes. The second measure has eighth notes. The third measure has eighth notes. The fourth measure has eighth notes. The fifth measure has eighth notes. The sixth measure has eighth notes.


Drill 10: Features eighth notes and quarter notes. The first measure has eighth notes. The second measure has eighth notes. The third measure has eighth notes. The fourth measure has eighth notes. The fifth measure has eighth notes. The sixth measure has eighth notes.

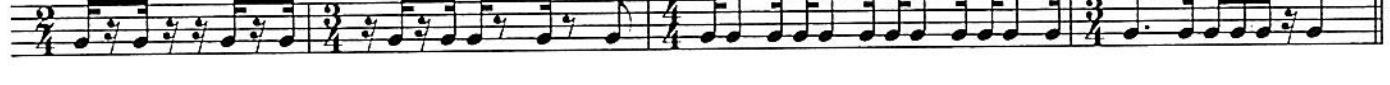
1 

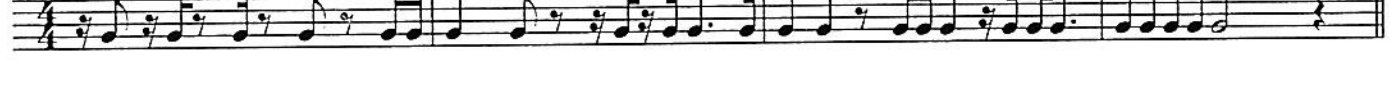
2 


3 


4 


5 

6 

7 

8 

9 

10 

10 rhythm drills in 9/4 time, each consisting of 8 measures. The drills are numbered 1 through 10 on the left. Each drill is written on a single staff with a key signature of one flat (Bb) and a time signature of 9/4. The drills feature various rhythmic patterns, including eighth notes, quarter notes, and triplets, often grouped together with slurs and triplet markings.

Drill 1: Consists of eighth notes and quarter notes, with triplets of eighth notes in measures 2, 3, 5, and 6.

Drill 2: Consists of eighth notes and quarter notes, with triplets of eighth notes in measures 2, 3, 5, and 6. Measure 7 features a triplet of eighth notes followed by a quarter note.

Drill 3: Consists of eighth notes and quarter notes, with triplets of eighth notes in measures 2, 3, 5, and 6. Measure 7 features a triplet of eighth notes followed by a quarter note.

Drill 4: Consists of eighth notes and quarter notes, with triplets of eighth notes in measures 2, 3, 5, and 6. Measure 7 features a triplet of eighth notes followed by a quarter note.

Drill 5: Consists of eighth notes and quarter notes, with triplets of eighth notes in measures 2, 3, 5, and 6. Measure 7 features a triplet of eighth notes followed by a quarter note.


Drill 6: Consists of eighth notes and quarter notes, with triplets of eighth notes in measures 2, 3, 5, and 6. Measure 7 features a triplet of eighth notes followed by a quarter note.

Drill 7: Consists of eighth notes and quarter notes, with triplets of eighth notes in measures 2, 3, 5, and 6. Measure 7 features a triplet of eighth notes followed by a quarter note.

Drill 8: Consists of eighth notes and quarter notes, with triplets of eighth notes in measures 2, 3, 5, and 6. Measure 7 features a triplet of eighth notes followed by a quarter note.

Drill 9: Consists of eighth notes and quarter notes, with triplets of eighth notes in measures 2, 3, 5, and 6. Measure 7 features a triplet of eighth notes followed by a quarter note.


Drill 10: Consists of eighth notes and quarter notes, with triplets of eighth notes in measures 2, 3, 5, and 6. Measure 7 features a triplet of eighth notes followed by a quarter note.





The image displays ten staves of musical notation, numbered 1 through 10, representing a 10-part setting of the hymn 'The Rose Tree'. Each staff begins with a treble clef and a key signature of one flat (B-flat). The notation is as follows:


- Staff 1:** 6/8 time signature. The melody starts with a quarter rest, followed by eighth and sixteenth notes.
- Staff 2:** 6/8 time signature. The melody continues with eighth and sixteenth notes.
- Staff 3:** 6/8 time signature. The melody continues with eighth and sixteenth notes.
- Staff 4:** 6/8 time signature. The melody continues with eighth and sixteenth notes.
- Staff 5:** 6/8 time signature. The melody continues with eighth and sixteenth notes.
- Staff 6:** 9/8 time signature. The melody continues with eighth and sixteenth notes.
- Staff 7:** 9/8 time signature. The melody continues with eighth and sixteenth notes.
- Staff 8:** 9/8 time signature. The melody continues with eighth and sixteenth notes.
- Staff 9:** 6/8 time signature. The melody continues with eighth and sixteenth notes.
- Staff 10:** 6/8 time signature. The melody continues with eighth and sixteenth notes.


10 rhythm drills in 6/8 time, each consisting of 8 measures.


1. 


2. 


3. 


4. 

5. 

6. 

7. 

8. 

9. 

10. 